






## Key Documents

Get your supporting documents ready soon to avoid the backlog with the tax or social welfare offices—you can ring up now and request these forms, and they will be posted out to you

- ✓ Original Long Form Birth Certificate
- ✓ P21 (PAYE Statement—from the local Tax Office Ph: 1890 333 425)
- ✓ P60 for each employment during 2008
- ✓ P45 if employment ceased
- ✓ Social Welfare Statement for 2008
- ✓ Health Board Statement (SWA/Rent Allowce)

## How We Can Help

-  Give you the Grant Form
-  Help you fill in the form
-  Provide information on other funding options
-  Give information on college courses
-  You can look through college prospecti or we have free internet access so you can search online

# ROUGH GUIDE TO COLLEGE GRANTS\*

\*Aimed at Under 23s, mature students should check out our 'student finance' leaflet

## Who can get the grant?

Age:	At least 17, or 16 for PLCs
Where you live:	If you are under 23 you must apply in the area your parents were living last October
Where you are from:	EU National, Refugee Status, or leave to remain
The course:	Must be a <b>full time</b> course in an approved college
Income levels:	Your income must be below a certain level (Means Test explained on next page!)

## The Application Form

When do I Apply?	July/ August
Where can I get the form?	local VEC/ Co. Council or the Youth Info Centre
Where do I send it?	local VEC—2147200 Co. Council— 2054777

## How the Means Test Works

- The income limit is based on Jan - Dec 2008
- Income includes; wages, social welfare payment etc.
- The Income limit is **€41,110** for full maintenance

No. of Dependent Children	Full Maintenance	Part Maintenance (75%)	Part Maintenance (50%)	Part Maintenance (25%)	Student Charge Exempt
Less than 4	€41,110	€42,235	€44,720	€47,205	€1,380
4 -7	€45,165	€46,415	€49,145	€51,880	€6,460
8 or more	€49,045	€50,400	€53,360	€56,320	€61,295

- If more than one person is going to college then the income limit will be increased to take this into consideration
- If in doubt, it is always worth checking your eligibility!

### Change of Circumstance?

Although the means test is based on last years income, if your parents circumstances have changed since last year and this affects the overall family income, you may now be eligible for the grant .

## How much do I get?

- It depends on where you live and how much you and your parents earn
- But if you live near the college and are entitled to a full maintenance grant you will receive approx €1,370
- Student Service Charge—of up to €1,500 will be paid directly to the college, if you are entitled to a grant. (Registration fee is not covered for PLC's)
- Top Up Grant— if income is below €22,308 and you are in receipt of an approved social welfare payment, you may receive an additional payment of €1,310 (if you live near, more if you don't!)

2009/10 Rates	Non—Adjacent Rate Live more than 24km from college*	Adjacent Rate Live 24km or less from college
<b>Full Maintenance</b>	<b>€3,420</b>	<b>€1,370</b>
<b>Part Maintenance (75%)</b>	<b>€2,565</b>	<b>€1,030</b>
<b>Part Maintenance (50%)</b>	<b>€1,710</b>	<b>€685</b>
<b>Part Maintenance (25%)</b>	<b>€855</b>	<b>€345</b>

### Filling in the Form

1. Fill in all sections where they apply to you or your family, put in N/A where it is not relevant
2. Keep your application clean and clearly written (block letters)
3. Make sure both you and your parent/s sign the the back of the form